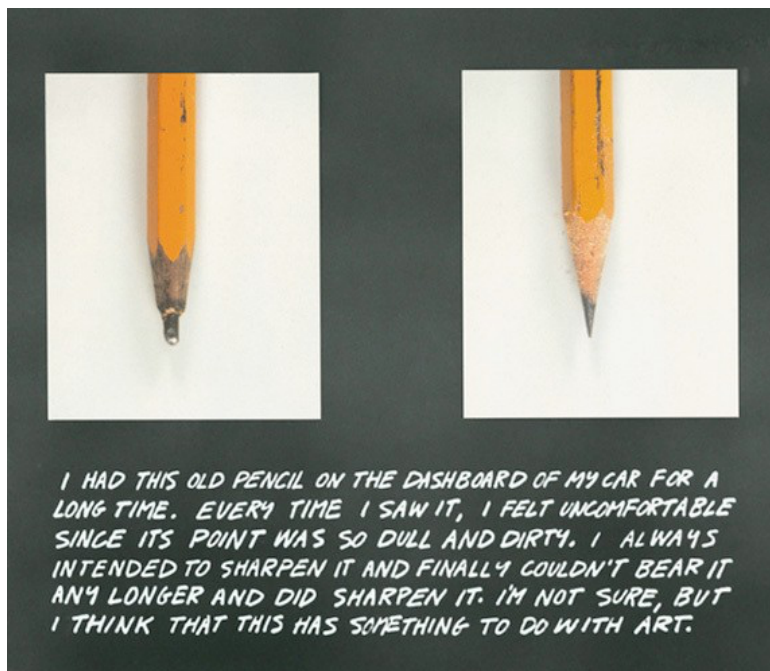


Fall Semester 2024

AR 103-01 DRAWING I – F2F course

<p>AR 103-01 DRAWING I, FALL 2024</p> <p>FA 203: MWF 10.00AM – 11.50AM</p> <p>SYLLABUYS</p> <p>College of Liberal Arts and Social Sciences UNIVERSITY OF GUAM</p>	<p>Instructor: Irena Keckes, PhD</p> <p>Email: keckesi@triton.uog.edu</p> <p>Office EC 117 E, office hours: M: 8.00AM-10.00AM Th: 3.20PM-4.20PM F: 8.00AM-10.00AM & 11.50AM-12.50AM</p>
---	--

John Baldessari, Pencil Story, 1971 -73, Color photographs and pencil on board.
<https://textintocontext.wordpress.com/2015/03/17/pencil-story-by-john-baldessari/>, accessed December 28, 2015.



T: +1 671.735.2700 F: +1 671.734.3575 W: www.uog.edu
Mailing Address: 303 University Drive UOG Station Mangilao, Guam 96913
The University of Guam is a U.S. Land Grant Institution accredited by the Western Association of Schools and Colleges Senior College and University Commission and is an equal opportunity employer and provider.





Class Information

AR 103-01 Drawing I course IN FALL Semester 2024 is F2F Fine Arts course. Class meets MWF at 10.00am and ends at 11.50am in FA 203 studio, Fine Arts Building, 2nd floor.

My physical office hours are listed above in this syllabus header. My office is located in English and Communication Building, 117E. Email me to make an appointment if you require different time, for any discussion regarding the course and assignments. I am available at the phone number [REDACTED] during regular business hours (8:00am – 5:00pm), Monday through Friday except weekends and holidays). Please note, if you email me after 9.00pm (or later at night), I will be able to reply to your email during the next morning. If you contact me during working hours, I promptly reply. At any point during this course, you are welcome to contact me via email with any questions regarding instruction, assignments, instructions, advisement, or even personal issues. I check my emails frequently and will be able to respond to your inquiry within the same day that I receive a message (except late hours).

In your Moodle’s “Discussion Forum” where you can ask any question you might have about your assignments and the class. I encourage you to post your questions regarding the class and assignments, and I will answer your questions and offer any clarification that might be needed. This way, if anyone else in the class have similar questions, you can always return to the forum for answers. Students are welcome to provide their own answers to classmates, instigate discussion, and offer feedback based on their own experience.

Class Etiquette and Rules for F2F classes:

-  Cell phones, iPhones or smart phones are not classroom research tools. Students are encouraged to conduct their research, to read art-related journals and use computers for more in-depth learning about art. I will post related links to articles and journals that will help you with your research, with your essay assignment. Having meals during the class is not allowed.
-  Please eat before or after the class and use the class hours for focusing on assignments. Be respectful and mindful of others in the class.
-  Enter the studio once all previous class students are all left.
-  If you feel sick, do not come to F2F class. Email me about your absence and reason for absence.

Student Support:

The following is a list of resources that students can turn to when they need support:

- ✚ Problems with the course instructions or other content?
Contact your instructor for clarification and assistance.
- ✚ Technical problems with UOG Moodle system?
Contact the UOG Moodle Help team by email at moodlehelp@triton.uog.edu or by phone at (671) 735-2620.
- ✚ Problems with Self-service GoTritons student email service?
Contact the UOG Office of Information Technology (aka: the Computer Center) by email at helpdesk@uog.edu or by phone at (671) 735-2640.
- ✚ UOG Library Resources and Services
Go online to <https://www.uog.edu/student-services/rfk-library/>

UOG Student Services

Go online to <https://www.uog.edu/student-services/enrollment-management-student-success/> to contact the Admissions and Records office, Financial Aid office, Student Life office, Housing and Residence, Counseling.

1. COURSE CONTENT:

This 20-week course offers an introduction to different approaches to drawing and its relationship to contemporary art practices. It is less about producing perfect examples of drawing and more about exercise and experimentation in the context of drawing and associated drawing practices. Throughout the course, students will attend classes and participate in critical discussions and critiques about the work produced.

The course will be divided in three major sections within which there will be several assignments.

1. Research and development drawings. In this project we are looking at the value of drawing as a research tool. This covers a broad range of idea-forming practices, encompassing discovery, collecting, sorting, reading, generating, observing, noticing, and many other ways of learning.
2. Drawing things: A) Portraiture and Still Life. B) Ailing for Reality: Drawing Landscape. In this second block, students are asked to develop observational drawing skills in the context of independent work within a group in the class.
3. Expanded drawing. In the third block of Drawing I course, students will explore drawing processes that someone else could do once you show them how. How would you explain to someone how to go about making your drawing?

T: +1 671.735.2700 F: +1 671.734.3575 W: www.uog.edu

Mailing Address: 303 University Drive UOG Station Mangilao, Guam 96913

The University of Guam is a U.S. Land Grant Institution accredited by the Western Association of Schools and Colleges Senior College and University Commission and is an equal opportunity employer and provider.

2. TEACHING METHODOLOGIES:

- Demonstrations by the instructor.
- Lectures/presentations on related topics and the work of contemporary artists relevant for our projects. Studio practice by the students under the supervision of the instructor
- A mid-term and final critique of the drawings produced. Crit sessions will include discussions on the technical, conceptual, and the aesthetics qualities of the work.

REQUIRED MATERIALS:

- Drawing Sketchbook 11 x 14 inch & 18 x 24 inch
- Pencils 2B, 4B, eraser, sharpener
- Charcoal sticks and charcoal pencils, ball pen (4) – same color
- Coloring Pencils

Students must bring their own drawing sketchbooks and pencils.

BORROWING ANY TOOLS AND ART MATERIALS FROM THE STUDIO IS NOT ALLOWED.

+ You can get art materials from the above list at Standard Office Supplies (Marine Drive), 20- 25% discount with your student ID

3. SCHEDULE OF ASSIGNMENTS AND CRITIQUES

- **Assignment #1: Still Life Drawing (pencil, hatching & crosshatching shading method)**
- **Assignment #2 Portrait Drawing: a) Charcoal portrait drawing (blending shading method); b) Scribbling Portrait Drawing (ball pen)**
- **Assignment # 3: Landscape Drawing (soft pastels)**
- **Assignment #4: Illustration Project (coloring pencils)**
- **Assignment #5: Animal Skull drawing (pencil, blending shading method)**
- **Assignment 6: Torso Drawing (charcoal, blending).**
- **Essay on two artists by student choice or from the suggest list of artists in the syllabus. Essay / research paper should be 2-3 pages long, Times New Roman font size 12, spacing 1.15. Essay s due last day of instruction via email.**

T: +1 671.735.2700 F: +1 671.734.3575 W: www.uog.edu

Mailing Address: 303 University Drive UOG Station Mangilao, Guam 96913

The University of Guam is a U.S. Land Grant Institution accredited by the Western Association of Schools and Colleges Senior College and University Commission and is an equal opportunity employer and provider.

4. LEARNING OBJECTIVES FOR STUDENTS:

To successfully complete this course, students will demonstrate the ability to effectively:

- To acquire a good understanding of drawing skills and methods and to start using these as an effective tool for studio-based research.
- To focus less on ‘good drawing’ or perfect examples of drawing and more on experimentation, development of skills and ‘play’ in the context of drawing.
- Produce a body of works in pencil, charcoal, ink.
- Open-ended exploration of contemporary art concepts and drawing methods.
- Expand the range of references students can bring to their work, and actively participate in situations that improve their ability to discuss and develop their ideas within group situations.
- Articulate an understanding of the role of drawing in the history of art and within the contemporary art context.
- Learn to work in a shared studio space.
- Keep studio space in clean and organized condition (each student is required to clean after themselves).

By the end of the course students will have learn to:

- Be able to recognize and demonstrate a wide range of drawing methods and styles.
- Be familiar with some of the basic principles of drawing and related theory.
- Develop methodologies that incorporate open-ended and reflexive learning.
- Be familiar with the principle of a self-directed practice at a basic level.
- Demonstrate an ability to make informed decisions based on awareness of wide range of techniques.
- Verbally discuss their artwork and the work of peers.

5. METHODS OF EVALUATION:

Methods may include attendance, studio practice, individual and group projects, creativity, participation in classroom discussion and group critiques will be encouraged and evaluated for completeness. Both written and diagrammatic exams may be given. Individual evaluations are given during the group critique times held at the completion of the assignment.

6. METHODS FOR STUDENT LEARNING OUTCOMES ASSESSMENT:

Methods of Assessment may include:

- (1) Pre- and Post-test diagnostic.
- (2) Final portfolio review.
- (3) Students will receive formative and summative feedback on their performance and outcomes during this project. Portfolio will consist of work produced during projects in this course, and it will be reviewed at mid-term and at the end of term.

7. ASSESSMENT CRITERIA:

- (1) **Technical Quality:** Consistency in completing assignments throughout the course and successfully learning art methods and techniques.
- (2) **Aesthetic Quality:** Composition, design, and overall effect of the work.
- (3) **Conceptual Engagement:** Demonstrates ability to develop and respond to ideas in an inventive and productive ways.
- (4) **Research:** Shows an understanding of some of the formal, theoretical, and cultural contexts of the work in progress. This can be evidenced in preparatory or finished work as well as in drawings (sketches), and workbooks.
- (5) **Resolution of Work:** The work selected for assessment will demonstrate use appropriate methods and material process and developing these to completion.
- (6) **Presentation of Work:** Student will demonstrate an ability to engage with decision making regarding to his/her presentation choices, editing and installation of work.
- (7) **Studio Practice:** Consistency and active participation in all aspects of the studio program. Not missing classes is an expectation of the course.

8. GRADING POLICY:

Grades reflect an identification of a level of accomplishment achieved throughout the course. Grading Scale includes Letter grades, Grade Points and Credit Hours. Personal challenge, motivation, attitude, performance during group and individual critiques, attendance and a successful completion and a resolution of assigned projects will influence the grade. Students should make sure all work is completed by the end of the course and to attend classes regularly to avoid a low grade.

Letter Grade	Grade Point	Percent Grade	Definition

Value				
A+	4.00	98-100%	Outstanding	Honors-level performance with superior quality and extraordinary distinction.
A	4.00	93-97%		
A-	3.67	90-92%		
B+	3.33	87-89%	Good	Solid accomplishment, indicating a substantial mastery of course materials and a good command of skills required by the course.
B	3.00	83-86%		
B-	2.67	80-82%		
C+	2.33	77-79%	Adequate	Students have achieved the level of competency needed for advancing to a subsequent course which has this course as pre-requisite.
C	2.00	70-76%		
D	1.00	60-69%	Deficient	Minimal passing, but not adequate to take a subsequent course which has this course as pre-requisite.
F	0.00	<60%	Failure	Inadequate to receive credits.
P			Pass	
I			Incomplete	
NC			No Credit	

FINAL EXAM / PORTFOLIO:

This is mandatory and can't be made up. Make sure you have a consistency as no making up in last week of the course or day will be possible, or after the semester finishes. Part of your grade is based on class presentation. Be prepared to discuss your artwork at the final 1:1 exam of your portfolio. You will turn in your portfolio and sketchbook for the final exam by due date (see the course schedule).

+ FINAL PORTFOLIO DEADLINE: LAST DAY OF INSTRUCTION.

+ NO LATE PORTFOLIO SUBMISSIONS.

+ LATE SUBMISSION MAY RESULT IN ONE GRADE DOWN

+

+ FAILING TO SUBMIT THE FINAL PORTFOLIO RESULTS IN F GRADE

ATTENDANCE to all classes is a requirement. Three unexcused absences will count towards half grade reduction. Additional absences beyond that will drop one full grade each time. Please do not forget excuses. A student who misses class must inform instructor prior to absence. No more than three absences are allowed unless there is a valid reason. Roll will be taken at the beginning of the class. Student's active engagement in practice and participation in critiques is essential and may contribute to achieving a better grade. **Students are also responsible to keep the working areas clean and tidy up after themselves during or after the studio practice.**

ASSIGNMENTS: All projects must be completed by the due date; all projects must be turned in as part of a portfolio at the end of the course. There will be a mid-term assessment of completed assignments, as well.

CLASS ETIQUETTE: Cell phones; iPhones or smart phones are not classroom research tools. Students are encouraged to read books and use library to conduct their research, to read art-related journals and use computers for more in-depth learning about art. Using phones during the class time is not allowed. Having meals during the class is not allowed. Please eat before or after the class and use the class hours for focusing on assignments.

UNDERSTANDING THE ACADEMIC ENVIRONMENT:

University is different from schools. At the University, you are expected to find course readings and information resources independently.

T: +1 671.735.2700 F: +1 671.734.3575 W: www.uog.edu

Mailing Address: 303 University Drive UOG Station Mangilao, Guam 96913

The University of Guam is a U.S. Land Grant Institution accredited by the Western Association of Schools and Colleges Senior College and University Commission and is an equal opportunity employer and provider.

9. ACADEMIC MISCONDUCT

The UOG Student Handbook prohibits plagiarism. I personally will not tolerate it. This also may include using another person artwork as ones' own work. In this class, evidence of plagiarism in any assignment will result in an F grade for the assignment; a second occurrence of plagiarism will result in an F grade for the whole course, and possibly a hearing at the Student Discipline Committee.

In this course we will practice ACADEMIC INTEGRITY: Honesty, trust, responsibility, fairness, respect for others. Honest work is trusted and valued.

10. AMERICANS WITH DISABILITIES ACT (ADA) STATEMENT:

The University is committed to providing an inclusive and welcoming environment for all members of our community. Federal and local laws protect the University community from any act of sex discrimination. Such acts violate the essential dignity of our community members. If you need assistance with EEO (Equal Employment Opportunity) and/or Title IX concerns, please contact the Director of EEO/ADA & TITLE IX Office at 671-735-2244, 671-735-2971, TDD 671-735-2243 or eeo-ada@triton.uog.edu. For individuals covered under the ADA (Americans with Disabilities Act), if you are a *student* with a disability requiring academic accommodation(s), please contact the Student Counseling and Advising Service Accommodations Office to discuss your confidential request. Please provide an accommodation letter from the Disability Support Services/Student Counseling and Advising Service Accommodation counselor. To register for academic accommodations, please contact or visit the Student Center, Rotunda office #6, disabilitysupport@triton.uog.edu or telephone/(TDD) 671-735-2460. For *applicants* or employees with a disability requiring employment or workplace accommodation(s), please contact the Director of EEO/ADA and TITLE IX Office to discuss your specific needs. Please provide documentation concerning your disability and the need for employment or workplace accommodation. Our office is located at the Iya Hami Hall, Dorm 2, right side entrance, first floor, Room 104 and our contact numbers are indicated above.

T: +1671.735.2244 F: +1671.734.0430 TDD: +1671.735.2243 E: eeo-ada@triton.uog.edu
W: www.uog.edu

For individuals covered under the ADA (Americans with Disabilities Act), if you are a *student* with a disability requiring academic accommodation(s), please contact the Student Counseling and Advising Service Disability Support Services Office to discuss your confidential request. A Faculty Notification letter from the Disability Support Services/Student Counseling and Advising Service Accommodation counselor will be provided to me. To register for academic accommodations, please contact or visit Sallie S. Sablan, DSS counselor in the School of Education, office 110, disabilitysupport@triton.uog.edu or telephone/TDD 671-735-2460.

T: +1 671.735.2700 F: +1 671.734.3575 W: www.uog.edu

Mailing Address: 303 University Drive UOG Station Mangilao, Guam 96913

The University of Guam is a U.S. Land Grant Institution accredited by the Western Association of Schools and Colleges Senior College and University Commission and is an equal opportunity employer and provider.

11. REQUIRED RECOMMENDED TEXT OF STUDY GUIDES:

We do not require a textbook for this course, but further reading may be helpful. Below is the list of recommended literature (see the list below). Visit the library, and search the suggested websites, and journals. In case the book is not available in the library, contact your instructor for a possibility of lending a book.

Recommended artist to look at:

Leonardo da Vinci, Albrecht Durer, Paul Cezanne, Juan Gris, Diego Rivera, Frida Kahlo, Gertrude Stein, Francis Bacon, Chuck Close, Sol LeWitt, Joseph Kosuth, Phillip Guston, Robert Smithson, Henry Matisse, Paul Klee, Eva Hesse, Pablo Picasso, Paul Noble, Agnes Martin, Cy Twombly, Richard Long, Giorgio Morandi, Simon Evans, Andrea Bowers, Alan Kaprow, Christoph Fink, Christian Jankowski, Raymond Pettitbon, Chantal Akerman, On Kawara, Guillermo Kutica, Joseph Grigley, Dana Shultz, Fiona Connor and more.

Students are required to do research in their diary notebooks on three artists from this list or from the presentations given by instructors, or from independent research through suggested links and literature. We will discuss how many hours of independent research – this includes online, and library research study will be required in the course. Research notebooks, containing, notes, drawings, sketches, written analysis of the work of the selected artists, will be part of the critiques sessions alongside final outcomes produced during the course.

12. SUBSEQUENT COURSES:

AR 203-01 Drawing II, AR 303 Figure Drawing, AR 210 Basic Printmaking, and all upper division level studio art courses.

14. STUDENT LEARNING OUTCOMES / DRAWING I

Course SLO's	Program PLO's	Institution ILO's	Method of Assessment
SLO1 Student will receive a general introduction into the course of DRAWING I and learn basic elements and principles of visual art language.	<p>PLO2 Understand the artistic languages of the performing and visual arts by recognizing common terms, techniques, and methods of expression.</p> <p>PLO3 Analyze the creations and presentations of other artists objectively</p> <p>PLO5 Identify and evaluate the influences of fine arts in society.</p> <p>PLO6 Understand the history of one or more art, music, or theatre styles.</p> <p>PLO8 Identify the interrelationship of the arts.</p>	<p>ILO1 Mastery of critical thinking and problem solving</p> <p>ILO4 Understanding and appreciation of culturally diverse people, ideas, and values in a democratic context</p> <p>ILO5 Responsible use of knowledge, natural resources, and technology</p> <p>ILO6 An appreciation of the arts and sciences</p>	<p>Critique</p> <p>Group Discussion</p>

<p>SLO2 Student will learn the basic vocabulary and concepts of visual art language using elements and principles of art and design, composition, gestalt theory, color theory and psychological aspects of color by exploring different drawing materials and methods.</p>	<p>PLO2 Understand the artistic languages of the performing and visual arts by recognizing common terms, techniques, and methods of expression. PLO3 Analyze the creations and presentations of other artists objectively. PLO5 Identify and evaluate the influences of fine arts in society. PLO8 Identify the interrelationship of the arts.</p>	<p>ILO1 Mastery of critical thinking and problem solving ILO5 Responsible use of knowledge, natural resources, and technology</p> <p>ILO6 An appreciation of the arts and sciences ILO7 An interest in personal development and lifelong learning</p>	<p>Quiz Critique Group Discussion</p>
<p>SLO3 Student will explore different basic studio processes and investigate materials, methods, and techniques such as drawing with different tools as pencils and charcoal, ink, color pencils, pastels, and brushes.</p>	<p>PLO1 Produce a senior project demonstrating mastery of one artistic skill using professional production values. PLO2 Understand the artistic languages of the performing and visual arts by recognizing common terms, techniques, and methods of expression. PLO3 Analyze the creations and presentations of other artists objectively. PLO10 Participate in their chosen field of artistic endeavor</p>	<p>ILO1 Mastery of critical thinking and problem solving ILO5 Responsible use of knowledge, natural resources, and technology</p> <p>ILO6 An appreciation of the arts and sciences ILO7 An interest in personal development and lifelong learning</p>	<p>Critique Group Discussion Creative process</p>
	<p>PLO1 Produce a senior project demonstrating mastery of one's artistic skill using professional production values. PLO2 Understand the artistic languages of the performing and visual arts by recognizing common terms, techniques, and methods of expression. PLO4 Apply coursework learning in public displays and Performances.</p> <p>PLO10 Participate in their chosen field of artistic endeavor.</p>	<p>ILO1 Mastery of critical thinking and problem solving ILO5 Responsible use of knowledge, natural resources, and technology</p> <p>ILO6 An appreciation of the arts and sciences ILO7 An interest in personal development and lifelong learning</p>	<p>Critique Group Discussion Creative process</p>

<p>SLO4 The student will demonstrate an understanding of visual art composition: the use of elements and principles in creating artwork and analyzing it.</p>			
<p>SLO5 The student will learn to analyze diverse outcomes in a contemporary art context and identify visual components of communicating through visual art language.</p>	<p>PLO2 Understand the artistic languages of the performing and visual arts by recognizing common terms, techniques, and methods of expression. PLO3 Analyze the creations and presentations of other</p>	<p>ILO1 Mastery of critical thinking and problem solving ILO5 Responsible use of knowledge, natural resources, and technology</p>	<p>Critique Group Discussion Creative process</p>

IMPORTANT DATES: REGULARLY REVIEW UOG ACADEMIC CALENDAR ON UOG WEBSITE.