

Fall 2024

AR 102-01 STUDIO FOR ART NON-MAJORS – F2F COURSE
Reading and Knowing This Syllabus Content Is Mandatory

<p>SYLLABUYS Fall 2024</p> <p>AR 102-01 STUDIO FOR NON-MAJORS FA 203: TTh 9.00AM-11.50AM College of Liberal Arts and Social Sciences UNIVERSITY OF GUAM</p>	<p>Instructor: Irena Keckes, PhD</p> <p>Email: keckesi@triton.uog.edu</p> <p>Office EC 117 E, office hours: M: 8.00AM-10.00AM Th: 3.20PM-4.20PM F: 8.00AM-10.00AM & 11.50AM-12.50AM</p>
---	--

AR 102-01 course in Fall Semester 2024 is F2F Fine Arts course. Class meets in studio FA 203, located in Fine Arts Building 2nd floor.





My physical office hours are listed above in the syllabus header. My office is located in English & Communication Building, EC 117E. We can set an appointment to meet during these hours if that is convenient for you. You are welcome to email me to set appointment for face-to-face meeting. I am available at the phone number [REDACTED] during regular business hours (8:00am – 5:00pm), Monday through Friday except weekends and holidays). You can also contact me through UOG Moodle. Please note if you email me late, after 9.00pm, I will be able to reply to you the next morning.

At any point during this course, you are welcome to contact me via email with any questions regarding instruction, assignments, instructions, advisement, or even personal issues. I check my

emails frequently and will be able to respond to your inquiry withing the same day that I receive a message.



In your Moodle, there is a “Discussion Forum” where you can ask any question you might have about your assignments and the class. I encourage you to post your questions regarding the class and assignments, and I will answer your questions and offer any clarification that might be needed. This way, if anyone else in the class have similar questions, you can always return to the forum for answers. Students are welcome to provide their own answers to classmates, instigate discussion, and offer feedback based on their own experience.

Class Etiquette and Rules for F2F classes:

-  Cell phones, iPhones or smart phones are not classroom research tools. Students are encouraged to conduct their research, to read art-related journals and use computers for more in-depth learning about art. I will post related links to articles and journals that will help you with your research, with your essay assignment. Having meals during the class is not allowed.
-  Please eat before or after the class and use the class hours for focusing on assignments. Be respectful and mindful of others in the class.
-  Don't congregate in the corridor before the studio, instead come to your class in time, not before, and not late! Tardiness of 15 mins academic quarter will be tolerated. If you come earlier and wait in the corridor, make sure to always keep social distance and wear mask.
-  If you feel sick, do not come to F2F class. Email me about your absence and reason for absence. If you test positive to Covid-19, stay at home, and quarantine, and inform your instructor.

Student Support:

The following is a list of resources that students can turn to when they need support:

-  Problems with the course instructions or other content?
Contact your instructor for clarification and assistance.
-  Technical problems with UOG Moodle system?
Contact the UOG Moodle Help team by email at moodlehelp@triton.uog.edu or by phone at (671) 735-2620.

- + Problems with GoTritons student email service?
Contact the UOG Office of Information Technology (aka: the Computer Center) by email at helpdesk@uog.edu or by phone at (671) 735-2640.
- + UOG Library Resources and Services
Go online to <https://www.uog.edu/student-services/rfk-library/>

UOG Student Services

Go online to <https://www.uog.edu/student-services/enrollment-management-student-success/> to contact the Admissions and Records office, Financial Aid office, Student Life office, Housing and Residence, Counseling.

1. COURSE CONTENT:

In this course students will experiment with a wide variety of media, methods, and practical activities to acquire basic studio skills. Introduction to utilizing visual elements and principles of design will also be encouraged. The course will introduce various styles and periods of art, movements, techniques, and ways of making art to equip the student with elements of visual language, artistic skill, and appreciation of art in both historical and contemporary contexts.

2. COURSE ACTIVITIES AND REQUIREMENTS:

The course consists of several projects, which will include research through making and reading/writing. Students will explore the relationship of basic art principles to various art forms, including but not limited to painting, printmaking, photography sculpture, and architecture. Details on each studio project will be handed prior to each class. Lectures and PowerPoint presentations will be shaped to provide an overview of the major art periods, movements, styles, and artwork characteristic.

The course includes a regular schedule of studio practice, lectures, discussions, group activities, and gallery visits. We will learn how artists make art, what tools and materials use, and how art changes through histories and different social and cultural environments. We will also observe and analyze an artwork and experience making an artwork. In addition to analyzing works from art history and those of the great masters, you will engage in gallery and museum visits to learn about and appreciate local art community. Students will be asked to use sketch/workbooks for exploratory drawings, notes from lectures, readings, written research on artists, and own ideas and perceptions that arise over the course.

Outside the class, students are expected to work independently 6 hours per week on your art projects and on research that you will document in your workbooks/journals and sketchbooks. This is a good opportunity to make your body of drawings and paintings more substantial and to extend and better resolve those exercises we do in the studio.

Students will be given verbal feedback on your progress throughout the course, in critique sessions, group discussions and 1:1 conversation with your instructor.

ATTENDANCE to all classes is a requirement. Three unexcused absences will count towards half grade reduction. Additional absences beyond that will drop one full grade each time. Please do not forget doctor excuses when appropriate. A student who misses class must inform instructor prior to absence. No more than three absences are allowed unless there is a valid reason. Roll will be taken at the beginning of the class. Student's active engagement in practice and participation in critiques is essential and may contribute to achieving a better grade.

- **Students are also responsible to keep the working areas clean and tidy up after themselves during or after the studio practice.**
- **Do not be late to your classes. Maximum 15 minutes, academic quarter, may be tolerated.**
- **Six tardiness times will count as one absence: Don't be late to your classes.**

ASSIGNMENTS: All projects must be completed by the due date and turned in as part of a portfolio at the end of the course. There will be a mid-term, formative assessment of completed assignments and summative assessment at the end of the course.

SKETCHBOOKS / WORKBOOKS: Students are required to document their research through making and in writing in their workbooks. **YOU NEED TO HAVE YOUR OWN SKETCHBOOK.**

CLASS ETIQUETTE: Cell phones; iPhones or smart phones are not classroom research tools. Students are encouraged to read books and use library to conduct their research, to

read art-related journals and use computers for more in-depth learning about art. Using phones during the class time is not allowed. Having meals during the class is not allowed. Please eat before or after the class and use the class hours for focusing on assignments.

UNDERSTANDING THE ACADEMIC ENVIRONMENT:

University is different from schools. At the University, you are expected to find course readings and information resources independently.

FINAL EXAM / CRITIQUE AND PORTFOLIO:

This is mandatory and can't be made up. Make sure you have a consistency as no making up in last week of the course or day will be possible, or after the semester finishes. Part of your grade is based on class presentation. Be prepared to discuss your artwork during the crits and at the final 1:1 exam of your portfolio. You will turn in your portfolio and sketchbook for the final exam by due date (see the course schedule).

1) please be reminded there are NO LATE PORTFOLIO SUBMISSIONS.

2) PORTFOLIO IS DUE ON LAST DAY OF INSTRUCTION

3) not submitting portfolio on time results in UW grade that eventually turns into F.

4) NO LATE SUBMISSIONS!

3. COURSE SCHEDULE: THE CALENDAR OF STUDIO PROJECTS, REQUIRED MATERIALS, AND IMPORTANT DATES

Please note this is a general guide to the course projects, the order or lectures or projects might change to some extent. Students will be informed of modification and/or additional requisites.

- **REQUIRED ART MATERIALS AVAILALE IN STANDARD OFFICE SUPPLIES OR NATIONAL OFFICE SUPPLIES STORE, you can get 20-25% discount with your student ID:**

1. 11X14 INCH DRAWING SKETCH BOOK

T: +1 671.735.2700 F: +1 671.734.3575 W: www.uog.edu

Mailing Address: 303 University Drive UOG Station Mangilao, Guam 96913

The University of Guam is a U.S. Land Grant Institution accredited by the Western Association of Schools and Colleges Senior College and University Commission and is an equal opportunity employer and provider.

2. **4B PENCIL**
3. **PENCIL SHARPENER**
4. **ERAISER**
5. **PAPER GLUE**
6. **SCISSORS**
7. **WHITE ACRYLIC PAINT (ALL OTHER COLORS ARE AVAILABLE IN THE STUDIO)**

Week 1 to Week 2	<p>Syllabus review & Introduction of the course</p> <p>1. Introduction / Pencil Drawing Start (1 week)</p> <p>Discussing:</p> <ul style="list-style-type: none"> -creative assignments - importance of developing and keeping up a workbook/research book in this course -tools and materials needed for this <p>studio course</p> <p>Studio Class: STILL LIFE – motive will be provided via photograph for the online instruction.</p> <p>Method: Pencil</p> <p>Critique at the end of the second week.</p>
Week 3 to Week 4	<p>Studio Class:</p> <p>Portrait drawing</p> <p>Method: Charcoal</p> <p>Critique end of the second week.</p>

Week 5 to Week 7	Studio Class: Landscape painting Method: Acrylic paints Critique end of the week.
Week 8 to Week 9	Studio Class: Watercolor painting
Week 10 to Week 12	Collage conceptual assignment Theme: ecology, environment, society
Week 14 to Week 16	Printmaking: monodrawing and monotype methods. Final group critique Submitting online portfolio for examination

4. METHODS OF EVALUATION:

Methods may include attendance, studio practice, individual and group projects, creativity, participation in classroom discussion and group critiques will be encouraged and evaluated for completeness. Both written and diagrammatic exams may be given. Individual evaluations are given during the group critique times held at the completion of the assignment.

5. METHODS FOR STUDENT LEARNING OUTCOMES ASSESSMENT:

Methods of Assessment may include:

- (1) Pre- and Post-test diagnostic.
- (2) Final portfolio review.
- (3) Students will receive formative and summative feedback on their performance and outcomes during this project. Portfolio will consist of work produced during projects in this course, and it will be reviewed at mid-term and at the end of term.

6. ASSESSMENT CRITERIA:

(1) Technical Quality: Consistency in completing assignments throughout the course

T: +1 671.735.2700 F: +1 671.734.3575 W: www.uog.edu

Mailing Address: 303 University Drive UOG Station Mangilao, Guam 96913

The University of Guam is a U.S. Land Grant Institution accredited by the Western Association of Schools and Colleges Senior College and University Commission and is an equal opportunity employer and provider.

and successfully learning art methods and techniques.

- (2) **Aesthetic Quality:** Composition, design, and overall effect of the work.
- (3) **Conceptual Engagement:** Demonstrates ability to develop and respond to ideas in an inventive and productive ways.
- (4) **Research:** Shows an understanding of some of the formal, theoretical, and cultural contexts of the work in progress. This can be evidenced in preparatory or finished work as well as in drawings (sketches), and workbooks.
- (5) **Resolution of Work:** The work selected for assessment will demonstrate use appropriate methods and material process and developing these to completion.
- (6) **Presentation of Work:** Student will demonstrate an ability to engage with decision making regarding to his/her presentation choices, editing and installation of work.
- (7) **Studio Practice:** Consistency and active participation in all aspects of the studio program. Not missing classes is an expectation of the course.

7. GRADING POLICY:

Grades reflect an identification of a level of accomplishment achieved throughout the course. Grading Scale includes Letter grades, Grade Points and Credit Hours. Personal challenge, motivation, attitude, performance during group and individual critiques, attendance and a successful completion and a resolution of assigned projects will influence the grade. Students should make sure all work is completed by the end of the course and to attend classes regularly to avoid a low grade.

Letter Grade	Grade Point Value	Percent Grade	Definition
A+	4.00	98-100%	Outstanding Honors-level performance with superior quality and extraordinary distinction.
A	4.00	93-97%	
A-	3.67	90-92%	
B+	3.33	87-89%	Good Solid accomplishment, indicating a substantial mastery of course materials and a good command of skills required by the course.
B	3.00	83-86%	
B-	2.67	80-82%	

C+	2.33	77-79%	Adequate	Students have achieved the level of competency needed for advancing to a subsequent course which has this course as pre-requisite.
C	2.00	70-76%		
D	1.00	60-69%	Deficient	Minimal passing, but not adequate to take a subsequent course which has this course as pre-requisite.
F	0.00	<60%	Failure	Inadequate to receive credits.
P			Pass	
I			Incomplete	
NC			No Credit	

UNDERSTANDING THE ACADEMIC ENVIRONMENT:

University is different from schools. At the University, you are expected to find course readings and information resources independently.

8. ACADEMIC MISCONDUCT

The UOG Student Handbook prohibits plagiarism. I personally will not tolerate it. This also may include using another person artwork as ones' own work. In this class, evidence of plagiarism in any assignment will result in an F grade for the assignment; a second occurrence of plagiarism will result in an F grade for the whole course, and possibly a hearing at the Student Discipline Committee.

In this course we will practice **ACADEMIC INTEGRITY**: Honesty, trust, responsibility, fairness, respect for others. Honest work is trusted and valued.

9. AMERICANS WITH DISABILITIES ACT (ADA) STATEMENT:

The University is committed to providing an inclusive and welcoming environment for all members of our community. Federal and local laws protect the University community from any act of sex discrimination. Such acts violate the essential dignity of our community members. If you need assistance with EEO (Equal Employment Opportunity) and/or Title IX concerns, please contact the Director of EEO/ADA & TITLE IX Office at 671-735-2244, 671-735-2971, TDD 671-735-2243 or eeo-ada@triton.uog.edu. For individuals covered under the ADA {Americans with Disabilities Act}, if you are a **student** with a disability requiring academic accommodation(s), please contact the Student Counseling and Advising Service Accommodations Office to discuss your confidential

T: +1 671.735.2700 F: +1 671.734.3575 W: www.uog.edu

Mailing Address: 303 University Drive UOG Station Mangilao, Guam 96913

The University of Guam is a U.S. Land Grant Institution accredited by the Western Association of Schools and Colleges Senior College and University Commission and is an equal opportunity employer and provider.

request. Please provide an accommodation letter from the Disability Support Services/Student Counseling and Advising Service Accommodation counselor. To register for academic accommodations, please contact or visit the Student Center, Rotunda office #6, disabilitysupport@triton.uog.edu or telephone/(TDD) 671-735-2460. For **applicants or employees** with a disability requiring employment or workplace accommodation(s), please contact the Director of EEO/ADA and TITLE IX Office to discuss your specific needs. Please provide documentation concerning your disability and the need for employment or workplace accommodation. Our office is located at the Iya Hami Hall, Dorm 2, right side entrance, first floor, Room 104 and our contact numbers are indicated above.

For individuals covered under the ADA (Americans with Disabilities Act), if you are a student with a disability requiring academic accommodation(s), please contact the Student Counseling and Advising Service Disability Support Services Office to discuss your confidential request. A Faculty Notification letter from the Disability Support Services/Student Counseling and Advising Service Accommodation counselor will be provided to me. To register for academic accommodations, please contact or visit Sallie S. Sablan, DSS counselor in the School of Education, office 110, disabilitysupport@triton.uog.edu or telephone/TDD 671-735-2460.

10. STUDIO OUTCOMES – AR 102 STUDIO FOR NON-MAJORS (GENEREAL EDUCATION COURSE)

Course SLO's	Program PLO's	Institution ILO's	Method of Assessment
Student will receive a general introduction into the visual art course and learn basic elements and principles of visual art language.	<p>PLO2 Understand the artistic languages of the performing and visual arts by recognizing common terms, techniques, and methods of expression.</p> <p>PLO3 Analyze the creations and presentations of other artists objectively.</p> <p>PLO5 Identify and evaluate the influences of fine arts in society.</p> <p>PLO6 Understand the history of one or more art, music, or theatre styles.</p> <p>PLO8 Identify the interrelationship of the arts.</p> <p>PLO10 Participate in their chosen field of artistic endeavor.</p>	<p>ILO1 Mastery of critical thinking and problem solving</p> <p>ILO4 Understanding and appreciation of culturally diverse people, ideas, and values in a democratic context.</p> <p>ILO5 Responsible use of knowledge, natural resources, and technology</p> <p>ILO6 An appreciation of the arts and sciences</p> <p>ILO7 An interest in personal development and lifelong learning</p>	<p>Critique</p> <p>Group Discussion</p>

<p>Student will learn the basic vocabulary and concepts of visual art language using elements and principles of art and design, composition, gestalt theory, color theory and psychological aspects of color.</p>	<p>PLO2 Understand the artistic languages of the performing and visual arts by recognizing common terms, techniques, and methods of expression. PLO3 Analyze the creations and presentations of other artists objectively. PLO5 Identify and evaluate the influences of fine arts in society. PLO8 Identify the interrelationship of the arts. PLO10 Participate in their chosen field of artistic endeavor.</p>	<p>ILO1 Mastery of critical thinking and problem solving ILO5 Responsible use of knowledge, natural resources, and technology ILO6 An appreciation of the arts and sciences ILO7 An interest in personal development and lifelong learning</p>	<p>Quiz Critique Group Discussion</p>
<p>Student will explore different basic studio processes and investigate materials, methods, and techniques such as drawing with different tools as pencils and charcoal, painting with acrylics and watercolors, Student will explore and learn about process-based art Through printmaking, student will examine the notions of repetition, texture and positive-negative forms relationships and harmony. Student will learn collage, illustration, and three-dimensional forms and structure.</p>	<p>PLO1 Produce a senior project demonstrating mastery of one artistic skill using professional production values. PLO2 Understand the artistic languages of the performing and visual arts by recognizing common terms, techniques, and methods of expression. PLO3 Analyze the creations and presentations of other artists objectively. PLO10 Participate in their chosen field of artistic endeavor</p>	<p>ILO1 Mastery of critical thinking and problem solving ILO5 Responsible use of knowledge, natural resources, and technology ILO6 An appreciation of the arts and sciences ILO7 An interest in personal development and lifelong learning</p>	<p>Critique Group Discussion Creative process</p>
<p>Student will learn to use their hands as tools as well as the ability to augment this experience with a variety of tools and materials in the studio</p>	<p>PLO1 Produce a senior project demonstrating mastery of one’s artistic skill using professional production values. PLO2 Understand the artistic languages of the performing and visual arts by recognizing common terms, techniques, and methods of expression. PLO4 Apply coursework learning in public displays and Performances. PLO10 Participate in their chosen field of artistic endeavor.</p>	<p>ILO1 Mastery of critical thinking and problem solving ILO5 Responsible use of knowledge, natural resources, and technology ILO6 An appreciation of the arts and sciences ILO7 An interest in personal development and lifelong learning</p>	<p>Critique Group Discussion Creative process</p>

<p>The student will learn to analyze diverse outcomes in a contemporary art context and identify visual components of communicating through visual art language.</p>	<p>PLO2 Understand the artistic languages of the performing and visual arts by recognizing common terms, techniques, and methods of expression. PLO3 Analyze the creations and presentations of other artists objectively</p>	<p>ILO1 Mastery of critical thinking and problem solving ILO5 Responsible use of knowledge, natural resources, and technology</p>	<p>Critique Group Discussion Creative process</p>
--	---	---	---

 **IMPORTANT DATES: REGULARLY SEE UOG ACADEMIC CALENDAR (UOG WEBSITE).**